

October 10, 2025

[www.encoreenergy.com](http://www.encoreenergy.com)

Phone: 402-905-4000 or 855-4NATGAS

## Physical Spot Prices – October 09, 2025

	Price	Change	Natural Gas Equivalent
Natural Gas – H. Hub	\$3.269/MMBtu	-\$0.173	\$3.269
Propane – Mont Belvieu	\$0.6753/gal	-\$0.0354	\$7.38
Crude Oil – WTI Cush	\$62.55/bbl	+\$0.770	\$10.78
No.2 Heating Oil – NYH	\$81.95/bbl	-\$0.450	\$14.07
No.6 Resid. – G. Coast	\$63.15/bbl	+\$1.990	\$10.04
Cent App Coal (prev. day)	\$79.25/ton	+\$0.250	\$3.17

**Change is from previous week**

## U.S. Rotary Rig Count for:

	Gas	Oil
Week ending 10-03-25		
Current	118	422
Last Week	117	424
Last Year	102	479

Market Update is a weekly publication of Encore Energy Services, Inc. and is designed to provide industrial and commercial customers with the latest "Market News" in the natural gas industry. The information contained herein is intended as general business information. This publication contains forward-looking material and is not intended for a specific business situation. If you would like copies of previous reports, please visit our website or contact your Sales Manager.

## Futures Pricing

At the close of business Thursday, October 09, 2025 the future strip prices were as follows:

	This Week 10/09/25	Last Week 10/02/25	Change	Last Month 09/09/25	Change	Last Year 10/09/24	Change
NYMEX near month	\$3.269	\$3.442	-\$0.173	\$3.365	-\$0.096	\$3.615	-\$0.346
NYMEX 12-month strip	\$3.846	\$3.937	-\$0.091	\$3.792	+\$0.054	\$3.590	+\$0.256
NYMEX Winter strip	\$3.831	\$3.984	-\$0.153	\$3.833	-\$0.002	\$3.856	-\$0.025
NYMEX Summer strip	\$3.857	\$3.903	-\$0.046	\$3.762	+\$0.095	\$3.400	+\$0.457

Near month range for the week = \$3.237 - \$3.550

Current near month is November '25

Summer strip is April '26 – Oct '26

12-month strip is November '25 – October '26

Winter strip is Nov '25 – Mar '26

## Near-Month Natural Gas Futures Prices (NYMEX) through Oct 09, 2025



## Storage Report

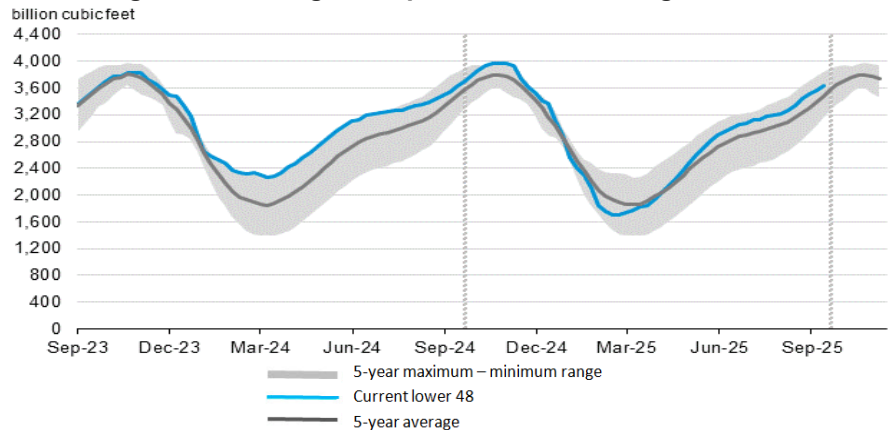
For the week ending Oct 03, 2025, natural gas storage reported by the Energy Information Administration (EIA) was as follows:

This Week	Last Week	Last Year	5 Yr. Ave.
3,641	3,561	3,618	3,484

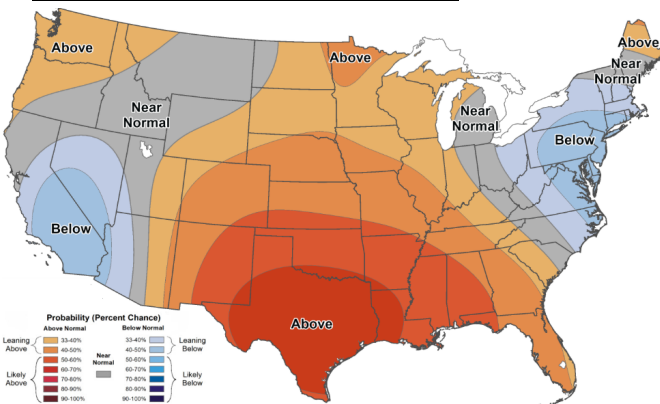
Change this week: +80 Bcf Change for the same week last year: +78 Bcf

Inventory vs. 1 Year ago: +0.6% Inventory vs. 5-Yr. Ave: +4.5%

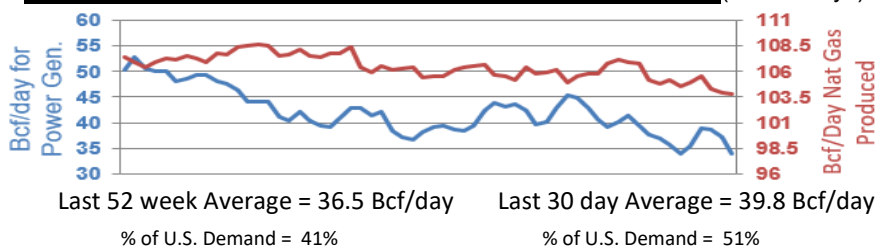
## Working Gas in Storage Compared to 5-Year Range



## Temperature Forecast Oct 17, 2025 through Oct 23, 2025



## Daily Nat Gas Use For U.S. Power Production (last 60 days)



For more information on anything addressed in this report, please contact your Sales Manager.

Sources: NOAA, EIA, CME Group and Baker Hughes