

June 19, 2026

www.encoreenergy.com

Phone: 402-905-4000 or 855-4NATGAS

Physical Spot Prices – June 18, 2026

| | Price | Change | Natural Gas Equivalent |
|---------------------------|---------------|-----------|------------------------|
| Natural Gas – H. Hub | \$3.233/MMBtu | +\$0.146 | \$3.233 |
| Propane – Mont Belvieu | \$0.7731/gal | -\$0.0325 | \$8.45 |
| Crude Oil – WTI Cush | \$76.80/bbl | -\$13.230 | \$13.24 |
| No.2 Heating Oil – NYH | \$112.44/bbl | -\$17.340 | \$19.30 |
| No.6 Resid. – G. Coast | \$68.06/bbl | -\$14.240 | \$10.82 |
| Cent App Coal (prev. day) | \$81.75/ton | \$0.000 | \$3.27 |

Change is from previous week

U.S. Rotary Rig Count for:

Week ending 06-12-26

| | Gas | Oil |
|-----------|-----|-----|
| Current | 121 | 433 |
| Last Week | 124 | 431 |
| Last Year | 113 | 439 |

Market Update is a weekly publication of Encore Energy Services, Inc. and is designed to provide industrial and commercial customers with the latest "Market News" in the natural gas industry. The information contained herein is intended as general business information. This publication contains forward-looking material and is not intended for a specific business situation. If you would like copies of previous reports, please visit our website or contact your Sales Manager.

Futures Pricing

At the close of business Thursday, June 18, 2026 the future strip prices were as follows:

| | This Week 06/18/26 | Last Week 06/11/26 | Change | Last Month 05/18/26 | Change | Last Year 06/18/25 | Change |
|----------------------|-----------------------|-----------------------|----------|------------------------|----------|-----------------------|----------|
| NYMEX near month | \$3.233 | \$3.087 | +\$0.146 | \$3.188 | +\$0.045 | \$4.340 | -\$1.107 |
| NYMEX 12-month strip | \$3.442 | \$3.357 | +\$0.085 | \$3.448 | -\$0.006 | \$4.307 | -\$0.865 |
| NYMEX Winter strip | \$3.850 | \$3.765 | +\$0.085 | \$3.913 | -\$0.063 | \$4.695 | -\$0.845 |
| NYMEX Summer strip | \$3.210 | \$3.194 | +\$0.016 | \$3.175 | +\$0.035 | \$3.743 | -\$0.533 |

Near month range for the week = \$3.017 - \$3.299

Current near month is July '26

Summer strip is April '27 – Oct '27

12-month strip is July '26 – June '27

Winter strip is Nov '26 – Mar '27

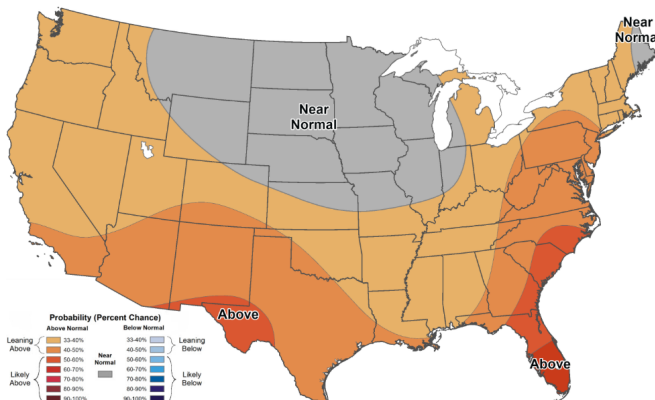
Near-Month Natural Gas

Futures Prices (NYMEX) through June 18, 2026



Temperature Forecast

June 26, 2026 through July 02, 2026



For more information on anything addressed in this report, please contact your Sales Manager.

Sources: NOAA, EIA, CME Group and Baker Hughes

Storage Report

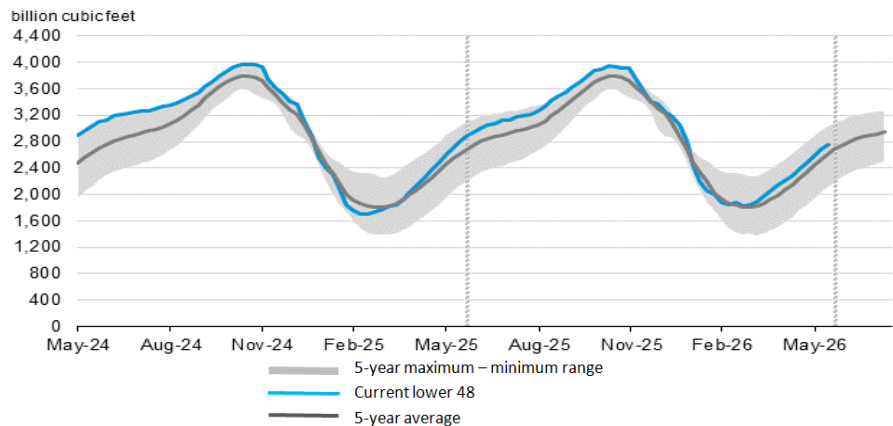
For the week ending June 12, 2026, natural gas storage reported by the Energy Information Administration (EIA) was as follows:

| This Week | Last Week | Last Year | 5 Yr. Ave. |
|-----------|-----------|-----------|------------|
| 2,759 | 2,686 | 2,788 | 2,608 |

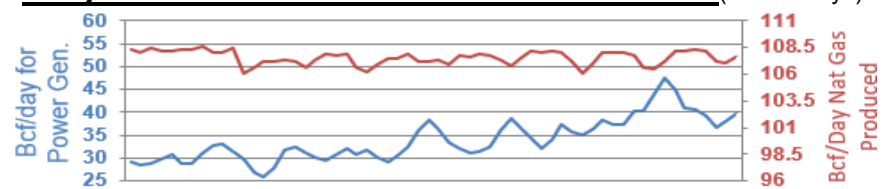
Change this week: +73 Bcf Change for the same week last year: +97 Bcf

Inventory vs. 1 Year ago: -1.0% Inventory vs. 5-Yr. Ave: +5.8%

Working Gas in Storage Compared to 5-Year Range



Daily Nat Gas Use For U.S. Power Production (last 60 days)



Last 52 week Average = 36.2 Bcf/day

Last 30 day Average = 37.3 Bcf/day

% of U.S. Demand = 41%

% of U.S. Demand = 48%