

Physical Spot Prices – April 02, 2026

	Price	Change	Natural Gas Equivalent
Natural Gas – H. Hub	\$2.800/MMBtu	-\$0.128	\$2.800
Propane – Mont Belvieu	\$0.7962/gal	-\$0.0024	\$8.70
Crude Oil – WTI Cush	\$100.12/bl	+\$8.450	\$17.26
No.2 Heating Oil – NYH	\$153.17/bl	+\$2.370	\$26.29
No.6 Resid. – G. Coast	\$84.93/bl	+\$1.280	\$13.51
Cent App Coal (prev. day)	\$86.50/ton	+\$0.100	\$3.46

Change is from previous week

U.S. Rotary Rig Count for:

	Gas	Oil
Week ending 03-27-26		
Current	127	409
Last Week	131	414
Last Year	103	484

Market Update is a weekly publication of Encore Energy Services, Inc. and is designed to provide industrial and commercial customers with the latest "Market News" in the natural gas industry. The information contained herein is intended as general business information. This publication contains forward-looking material and is not intended for a specific business situation. If you would like copies of previous reports, please visit our website or contact your Sales Manager.

Futures Pricing

At the close of business Thursday, April 02, 2026 the future strip prices were as follows:

	This Week 04/02/26	Last Week 03/26/26	Change	Last Month 03/02/26	Change	Last Year 04/02/25	Change
NYMEX near month	\$2.800	\$2.928	-\$0.128	\$2.985	-\$0.185	\$3.983	-\$1.183
NYMEX 12-month strip	\$3.529	\$3.707	-\$0.178	\$3.697	-\$0.168	\$4.240	-\$0.711
NYMEX Winter strip	\$4.117	\$4.338	-\$0.221	\$4.211	-\$0.094	\$4.520	-\$0.403
NYMEX Summer strip	\$3.341	\$3.470	-\$0.129	\$3.444	-\$0.103	\$3.549	-\$0.208

Near month range for the week = \$2.779 - \$3.124

Current near month is May '26

12-month strip is May '26 – April '27

Summer strip is April '27 – Oct '27

Winter strip is Nov '26 – Mar '27

Near-Month Natural Gas Futures Prices (NYMEX) through Apr 02, 2026



Storage Report

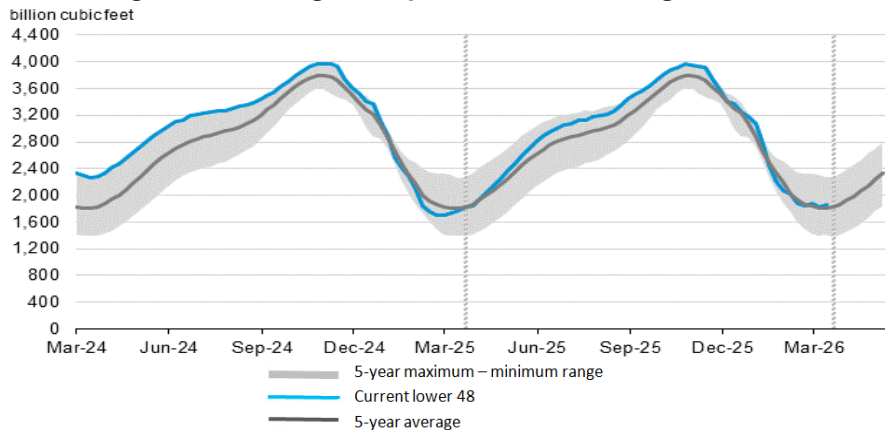
For the week ending Mar 27, 2026, natural gas storage reported by the Energy Information Administration (EIA) was as follows:

This Week	Last Week	Last Year	5 Yr. Ave.
1,865	1,829	1,769	1,811

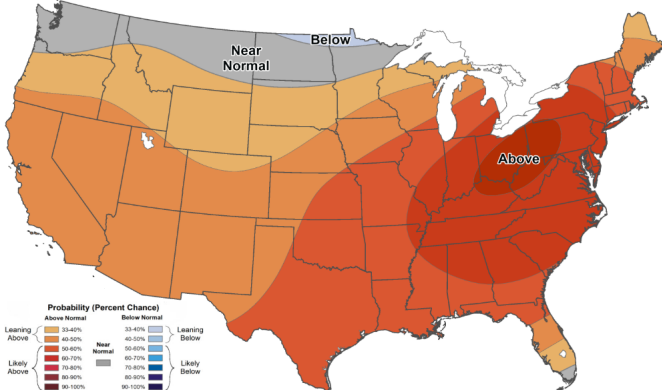
Change this week: +36 Bcf Change for the same week last year: +30 Bcf

Inventory vs. 1 Year ago: +5.4% Inventory vs. 5-Yr. Ave: +3.0%

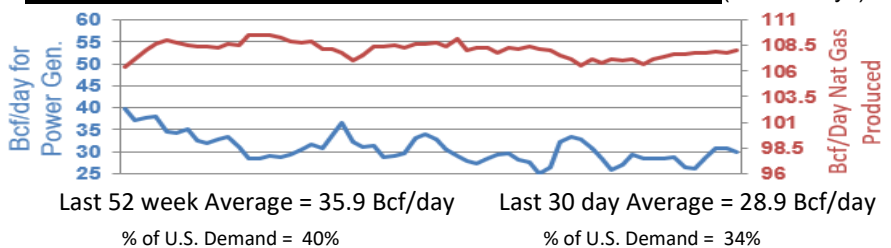
Working Gas in Storage Compared to 5-Year Range



Temperature Forecast Apr 10, 2026 through Apr 16, 2026



Daily Nat Gas Use For U.S. Power Production (last 60 days)



For more information on anything addressed in this report, please contact your Sales Manager.

Sources: NOAA, EIA, CME Group and Baker Hughes